

# Turbo-Jet




## Features & Benefits



### Unique Nozzle and Spreader Design

Unique nozzle structure forms turbulent flow and wide water pathways even at low flow rates, for high clogging resistance



### Specially Designed Side Ribs

Smooth streamlined side ribs to give minimum obstruction to water jet



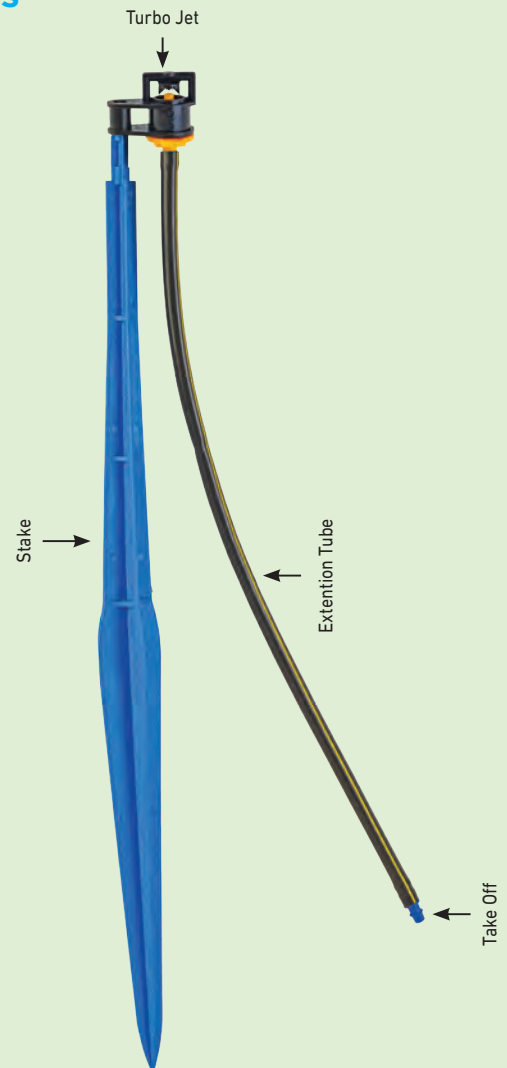
### Color Coded Nozzle

Size color coded nozzles for easy identification of flow rates



### Multiple Attachment Options

Multiple attachment options like quick thread & barbed for connection



# Turbo Jet

## Additional Features

- Static, low maintenance jet.
- High clogging resistance.
- Diverse distribution patterns and wetted diameters.
- Easy to open and clean.
- Unique nozzle structure forms turbulent flow and wide water pathways even at low flow rates, for high clogging resistance.
- Large number of nozzle and spreader combinations provides wide selection of flow rates and distribution patterns.

## Applications

- Recommended for irrigation of wide spread root zone crops.

## Specifications

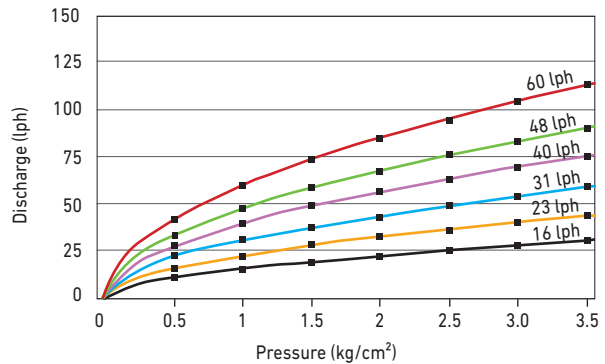
- Flow rates: 16 - 111 lph.
- Operating pressures: 1.0 - 3.5 kg/cm<sup>2</sup>
- Wetted Diameter: 2.7 to 7.6 m
- Filtration requirements,
  - Black, Orange and Blue nozzles: 130 microns (120 mesh)
  - Violet, Green and Red nozzles: 200 microns. (80 mesh)

## Performance Chart Technical Specifications

Flow rates by nozzle (lph)

Pressure (kg/cm <sup>2</sup> )	Nozzle colour / diameter (mm)					
	Black 0.80	Orange 1.00	Blue 1.15	Violet 1.30	Green 1.40	Red 1.65
1.0	16	23	31	40	48	62
1.4	19	28	37	47	57	76
2.0	23	33	43	56	69	88
2.5	25	36	47	63	75	98
3.0	27	38	50	69	80	105
3.5	29	41	53	74	85	111

## Performance Graph



## Distribution patterns and diameters (m)

Tested at 1.4 & 2.0 kg/cm<sup>2</sup>, 0.25 m height

Nozzle colour	Static Spreaders																	
	Strip		300°		12 jets		16 jets		20 jets		180° (radius)		Inverted*		Flat (no jets)		Strip Flat	
P (kg/cm <sup>2</sup> )	1.4	2.0	1.4	2.0	1.4	2.0	1.4	2.0	1.4	2.0	1.4	2.0	1.4	2.0	1.4	2.0	1.4	2.0
Black	2.7	3.0	3.2	3.8	3.4	4.1	3.1	4.2	3.4	3.2	1.5	2.2	2.8	3.0	2.2	2.2	2.3	2.4
Orange	3.0	3.7	4.0	4.4	4.3	4.7	4.0	5.6	3.6	4.0	1.8	2.3	3.2	3.8	2.3	2.4	2.4	2.5
Blue	3.7	4.2	4.8	5.6	4.6	4.9	4.2	6.0	3.8	4.4	2.2	2.4	3.8	4.8	2.4	2.6		
Violet	4.2	5.4	5.0	5.8	4.8	5.2	4.3	6.0	4.0	5.0	2.2	2.5	4.6	5.2	2.6	3.0		
Green	4.2	5.4	5.4	6.0	5.2	5.9	4.5	6.2	4.2	5.4	2.3	2.7	4.9	5.4	2.8	3.2		
Red	4.8	6.1	6.6	7.6	5.6	6.6	5.4	7.2	5.0	6.2	2.4	2.8	5.2	5.8	3.0	3.4		

\* Tested at 0.6 m height. P= Pressure; Q= Discharge; D = Diameter; Tested under laboratory conditions

## Ordering Specifications

TJ	X	XX	XXX
	Connection	Discharge in lph at 1.4 kg/cm <sup>2</sup>	Pattern
	B - Barbed; P - Parallel Q - Quick Threaded	57 - Green; 38 - Blue; 47 - Violet; 28 - Orange; 76 - Red; 19 - Black	INV - Inverted; 180 - 180°; 16J - 16 jets; FLT-Flat; 12J-12 jets; S-Strip; 20J-20 jets; 300-300°

Example: TJB28300 - This code represent Turbo Jet with 300° pattern, barbed connections with orange 28 lph nozzle.